

# LED BOXES DISPLAY

Series LB-RM  
19 Inch Rack Mounting Type - Standard





SYSTEM

Enclosures

*The series LB-RM 19 inch rack mounting LED Boxes provide maximum flexibility in terms of future expansion, intermix of window sizes and LED test capabilities.*

*The units feature plug in modules with twelve window sizes, diode gated LED test for dc voltages, and relay type for ac voltages.*

*Colored bezels and nameplates of plant location or functions and level of priorities of alarm.*

*Integral pushbutton modules can be installed for LED test and operating controls for remote annunciator logic.*

*Two isolated screw terminals are supplied for each window for direct external connection or factory wiring to cabinet mounted multipin connectors .This allows interface via multi conductor cables to the driver logic .*

*Each window is illuminated by two, three, ..., And sixteen LED for increased reliability and uniform light distribution.*

## Series LB-RM/1910

### Rack Mounting Type

### Technical Specification

**System Size:**

Basic Cabinet Module  
89 mm (3.5 inch) x 89 mm (3.5 inch)  
For Detailed Sizes  
Depth Fixed 46 mm (1.8 inch)

**Cell Size:**

Each Cell 76.2 x 76.2 mm ( W x H )

**Illumination:**

Each Cell sixteen White LEDs

**Supply Voltage:**

12V, 24V, 48V, 115V, 230V ( AC/DC )

**Window Illumination Current:**

Each Cell 30 mA

**Legends:**

Engraving or Laser Printed

**Nameplate Colors:**

White, Red, Green, Yellow, Blue and Amber

**Bezel Colors:**

Black, Dark Grey, Light Grey, Red, Blue, Green, Yellow, Orange and White

**Terminals:**

Two-part Removable Screw Type  
Maximum Wire Size 12 AWG ( 2.5 mm<sup>2</sup> )

**Push button Modules:**

Integral Push button Modules  
Offered as an Option

**Protection:**

FRONT OF PANEL IP41  
REAR OF ENCLOSURE IP20

**Temperature Range:**

Operating ..... 0 to +60 C°  
Storage ..... -20 C to 80 C°

**Humidity:**

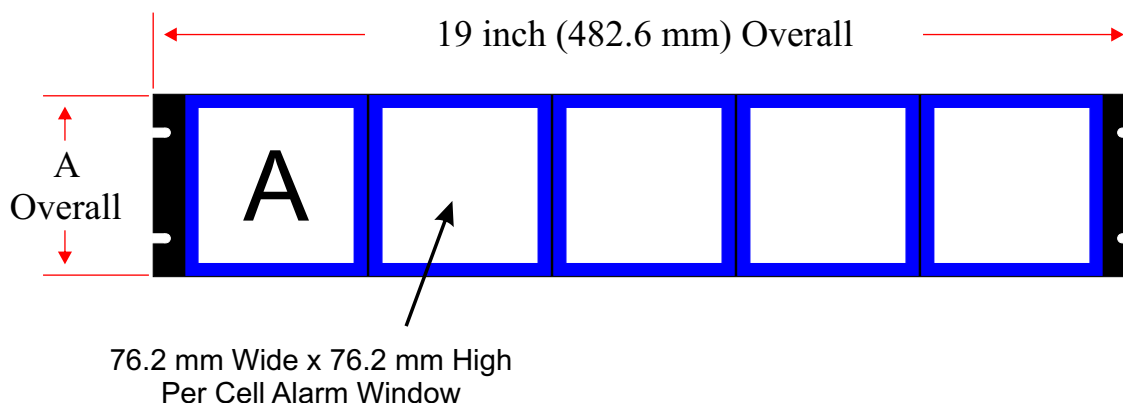
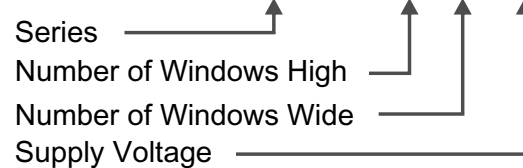
0 - 95% RH non-condensing.

**Weight:**

Approximately 0.2kg per Cell 3.5 x 3.5 inch

### ORDERING CODE

LB-RM1910 - 01 05 / 24





### Table Cut Out ( Series LB-RM/1910 )

Number of Windows High	Number of Windows Wide	A Overall	
		Inch	Millimeter
1	5	3.50	88.90
2	5	7.00	177.80
3	5	10.50	266.70
4	5	14.00	355.60
5	5	17.50	444.50
6	5	21.00	533.40
7	5	24.50	622.30
8	5	28	711.20
9	5	31.50	800.10
10	5	35	889
11	5	38.50	977.9
12	5	42	1066.80
13	5	45.50	1155.70
14	5	49	1244.60
15	5	52.50	1333.50
16	5	56.00	1422.40

## Series LB-RM/1920

### Rack Mounting Type

### Technical Specification

**System Size:**

Basic Cabinet Module  
89 mm (3.5 inch) x 89 mm (3.5 inch)  
For Detailed Sizes  
Depth Fixed 46 mm (1.8 inch)

**Cell Size:**

Each Cell 76.2 x 35.5 mm ( W x H )

**Illumination:**

Each Cell eight White LEDs

**Supply Voltage:**

12V, 24V, 48V, 115V, 230V ( AC/DC )

**Window Illumination Current:**

Each Cell 30 mA

**Legends:**

Engraving or Laser Printed

**Nameplate Colors:**

White, Red, Green, Yellow, Blue and Amber

**Bezel Colors:**

Black, Dark Grey, Light Grey, Red, Blue, Green, Yellow, Orange and White

**Terminals:**

Two-part Removable Screw Type  
Maximum Wire Size 12 AWG ( 2.5 mm<sup>2</sup> )

**Push button Modules:**

Integral Push button Modules  
Offered as an Option

**Protection:**

FRONT OF PANEL IP41  
REAR OF ENCLOSURE IP20

**Temperature Range:**

Operating ..... 0 to +60 C°  
Storage ..... -20 C to 80 C°

**Humidity:**

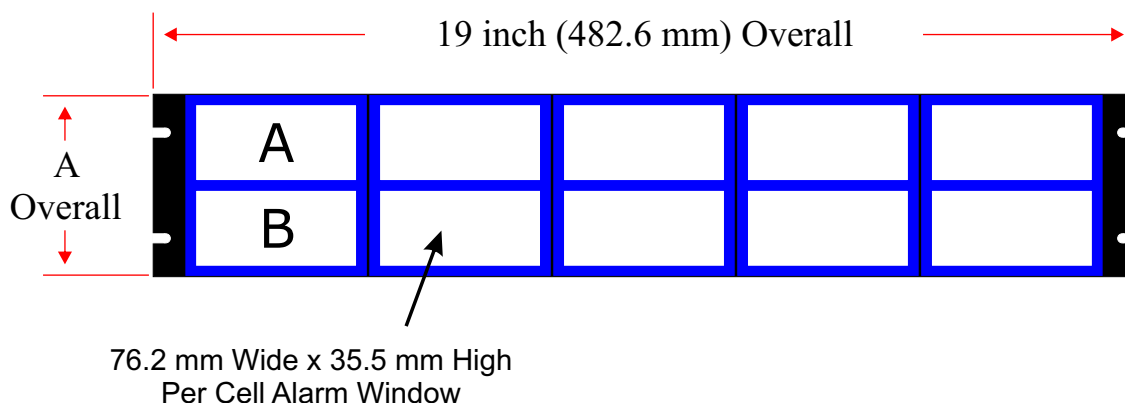
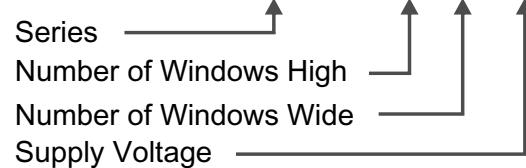
0 - 95% RH non-condensing.

**Weight:**

Approximately 0.2kg per Cell 3.5 x 3.5 inch

### ORDERING CODE

LB-RM1920 - 02 05 / 24





### Table Cut Out ( Series LB-RM/1920 )

Number of Windows High	Number of Windows Wide	A Overall	
		Inch	Millimeter
2	10	3.50	88.90
4	10	7.00	177.80
6	10	10.50	266.70
8	10	14.00	355.60
10	10	17.50	444.50
12	10	21.00	533.40
14	10	24.50	622.30
16	10	28	711.20
18	10	31.50	800.10
20	10	35	889
22	10	38.50	977.9
24	10	42	1066.80
26	10	45.50	1155.70
28	10	49	1244.60
30	10	52.50	1333.50
32	10	56.00	1422.40

**Series LB-RM/1930**

**Rack Mounting Type**

**Technical Specification**

**System Size:**

Basic Cabinet Module  
89 mm (3.5 inch) x 89 mm (3.5 inch)  
For Detailed Sizes  
Depth Fixed 46 mm (1.8 inch)

**Cell Size:**

Each Cell 76.2 x 21 mm ( W x H )

**Illumination:**

Each Cell five White LEDs

**Supply Voltage:**

12V, 24V, 48V, 115V, 230V ( AC/DC )

**Window Illumination Current:**

Each Cell 15 mA

**Legends:**

Engraving or Laser Printed

**Nameplate Colors:**

White, Red, Green, Yellow, Blue and Amber

**Bezel Colors:**

Black, Dark Grey, Light Grey, Red, Blue, Green, Yellow, Orange and White

**Terminals:**

Two-part Removable Screw Type  
Maximum Wire Size 12 AWG ( 2.5 mm<sup>2</sup> )

**Push button Modules:**

Integral Push button Modules  
Offered as an Option

**Protection:**

FRONT OF PANEL IP41  
REAR OF ENCLOSURE IP20

**Temperature Range:**

Operating ..... 0 to +60 C°  
Storage ..... -20 C to 80 C°

**Humidity:**

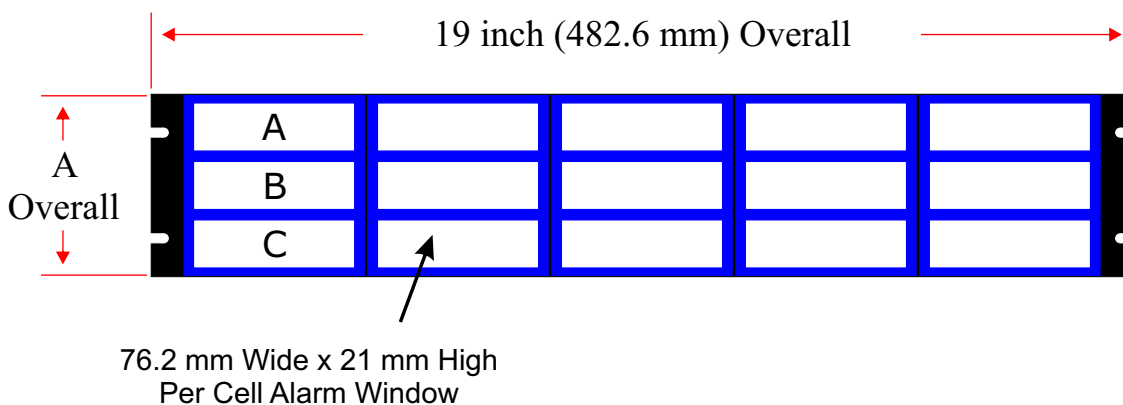
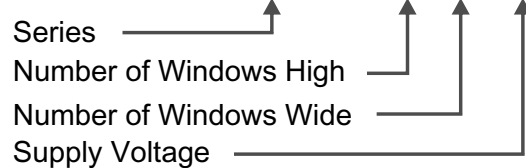
0 - 95% RH non-condensing.

**Weight:**

Approximately 0.2kg per Cell 3.5 x 3.5 inch

**ORDERING CODE**

LB-RM1930 - 03 05 / 24





### Table Cut Out ( Series LB-RM/1930 )

Number of Windows High	Number of Windows Wide	A Overall	
		Inch	Millimeter
3	5	3.50	88.90
6	5	7.00	177.80
9	5	10.50	266.70
12	5	14.00	355.60
15	5	17.50	444.50
18	5	21.00	533.40
21	5	24.50	622.30
24	5	28	711.20
27	5	31.50	800.10
30	5	35	889
33	5	38.50	977.9
36	5	42	1066.80
39	5	45.50	1155.70
42	5	49	1244.60
45	5	52.50	1333.50
48	5	56.00	1422.40



## Series LB-RM/1940

### Rack Mounting Type

### Technical Specification

**System Size:**

Basic Cabinet Module  
89 mm (3.5 inch) x 89 mm (3.5 inch)  
For Detailed Sizes  
Depth Fixed 46 mm (1.8 inch)

**Cell Size:**

Each Cell 35.5 x 35.5 mm ( W x H )

**Illumination:**

Each Cell four White LEDs

**Supply Voltage:**

12V, 24V, 48V, 115V, 230V ( AC/DC )

**Window Illumination Current:**

Each Cell 15 mA

**Legends:**

Engraving or Laser Printed

**Nameplate Colors:**

White, Red, Green, Yellow, Blue and Amber

**Bezel Colors:**

Black, Dark Grey, Light Grey, Red, Blue, Green, Yellow, Orange and White

**Terminals:**

Two-part Removable Screw Type  
Maximum Wire Size 12 AWG ( 2.5 mm<sup>2</sup> )

**Push button Modules:**

Integral Push button Modules  
Offered as an Option

**Protection:**

FRONT OF PANEL IP41  
REAR OF ENCLOSURE IP20

**Temperature Range:**

Operating ..... 0 to +60 C°  
Storage ..... -20 C to 80 C°

**Humidity:**

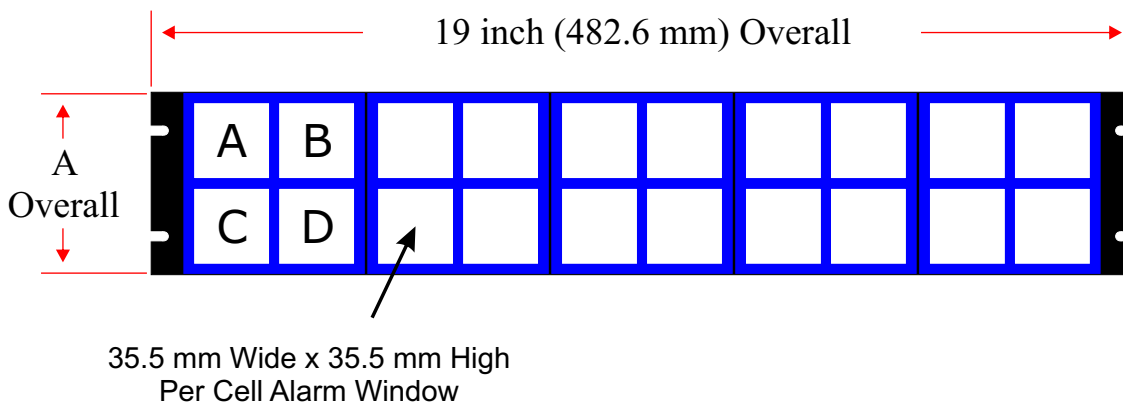
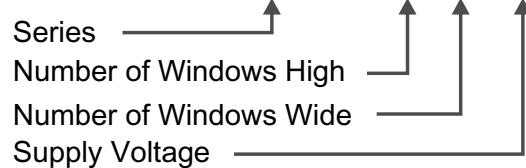
0 - 95% RH non-condensing.

**Weight:**

Approximately 0.2kg per Cell 3.5 x 3.5 inch

### ORDERING CODE

LB-RM1940 - 02 10 / 24





### Table Cut Out ( Series LB-RM/1940 )

Number of Windows High	Number of Windows Wide	A Overall	
		Inch	Millimeter
2	10	3.50	88.90
4	10	7.00	177.80
6	10	10.50	266.70
8	10	14.00	355.60
10	10	17.50	444.50
12	10	21.00	533.40
14	10	24.50	622.30
16	10	28	711.20
18	10	31.50	800.10
20	10	35	889
22	10	38.50	977.9
24	10	42	1066.80
26	10	45.50	1155.70
28	10	49	1244.60
30	10	52.50	1333.50
32	10	56.00	1422.40

**Series LB-RM/1960**

**Rack Mounting Type**

**Technical Specification**

**System Size:**

Basic Cabinet Module  
89 mm (3.5 inch) x 89 mm (3.5 inch)  
For Detailed Sizes  
Depth Fixed 46 mm (1.8 inch)

**Cell Size:**

Each Cell 37.5 x 21 mm ( W x H )

**Illumination:**

Each Cell three White LEDs

**Supply Voltage:**

12V, 24V, 48V, 115V, 230V ( AC/DC )

**Window Illumination Current:**

Each Cell 15 mA

**Legends:**

Engraving or Laser Printed

**Nameplate Colors:**

White, Red, Green, Yellow, Blue and Amber

**Bezel Colors:**

Black, Dark Grey, Light Grey, Red, Blue, Green, Yellow, Orange and White

**Terminals:**

Two-part Removable Screw Type  
Maximum Wire Size 12 AWG ( 2.5 mm<sup>2</sup> )

**Push button Modules:**

Integral Push button Modules  
Offered as an Option

**Protection:**

FRONT OF PANEL IP41  
REAR OF ENCLOSURE IP20

**Temperature Range:**

Operating ..... 0 to +60 C°  
Storage ..... -20 C to 80 C°

**Humidity:**

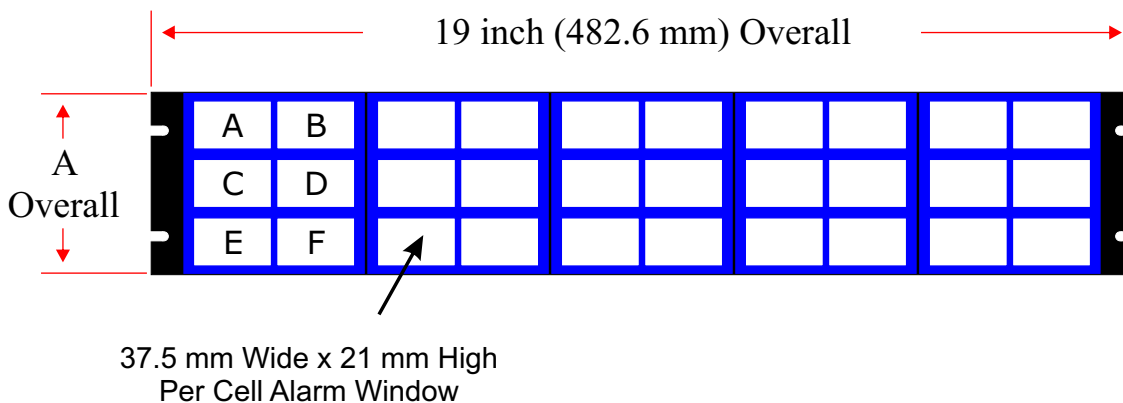
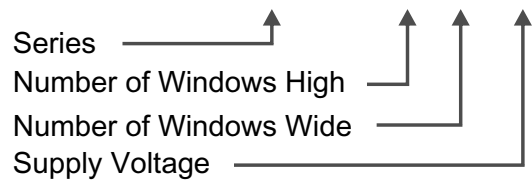
0 - 95% RH non-condensing.

**Weight:**

Approximately 0.2kg per Cell 3.5 x 3.5 inch

**ORDERING CODE**

LB-RM1960 - 03 10 / 24





### Table Cut Out ( Series LB-RM/1960 )

Number of Windows High	Number of Windows Wide	A Overall	
		Inch	Millimeter
3	10	3.50	88.90
6	10	7.00	177.80
9	10	10.50	266.70
12	10	14.00	355.60
15	10	17.50	444.50
18	10	21.00	533.40
21	10	24.50	622.30
24	10	28	711.20
27	10	31.50	800.10
30	10	35	889
33	10	38.50	977.9
36	10	42	1066.80
39	10	45.50	1155.70
42	10	49	1244.60
45	10	52.50	1333.50
48	10	56.00	1422.40

**Series LB-RM/1960H**

**Rack Mounting Type**

**Technical Specification**

**System Size:**

Basic Cabinet Module  
89 mm (3.5 inch) x 89 mm (3.5 inch)  
For Detailed Sizes  
Depth Fixed 46 mm (1.8 inch)

**Cell Size:**

Each Cell 76.2 x 10 mm ( W x H )

**Illumination:**

Each Cell five White LEDs

**Supply Voltage:**

12V, 24V, 48V, 115V ( AC/DC )

**Window Illumination Current:**

Each Cell 15 mA

**Legends:**

Engraving or Laser Printed

**Nameplate Colors:**

White, Red, Green, Yellow, Blue and Amber

**Bezel Colors:**

Black, Dark Grey, Light Grey, Red, Blue, Green, Yellow, Orange and White

**Terminals:**

Two-part Removable Screw Type  
Maximum Wire Size 12 AWG ( 2.5 mm<sup>2</sup> )

**Push button Modules:**

Integral Push button Modules  
Offered as an Option

**Protection:**

FRONT OF PANEL IP41  
REAR OF ENCLOSURE IP20

**Temperature Range:**

Operating ..... 0 to +60 C°  
Storage ..... -20 C to 80 C°

**Humidity:**

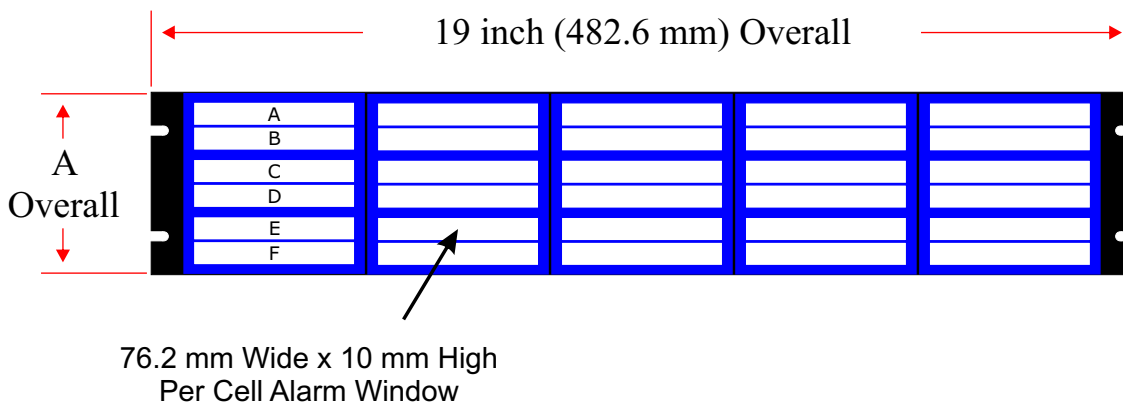
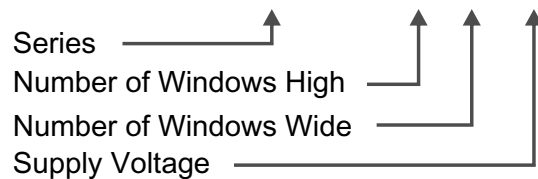
0 - 95% RH non-condensing.

**Weight:**

Approximately 0.2kg per Cell 3.5 x 3.5 inch

**ORDERING CODE**

LB-RM1960H - 06 05 / 24





### Table Cut Out ( Series LB-RM/1960H )

Number of Windows High	Number of Windows Wide	A Overall	
		Inch	Millimeter
6	5	3.50	88.90
12	5	7.00	177.80
18	5	10.50	266.70
24	5	14.00	355.60
30	5	17.50	444.50
36	5	21.00	533.40
42	5	24.50	622.30
48	5	28	711.20
54	5	31.50	800.10
60	5	35	889
66	5	38.50	977.9
72	5	42	1066.80
78	5	45.50	1155.70
84	5	49	1244.60
90	5	52.50	1333.50
96	5	56.00	1422.40

## Series LB-RM/1980

### Rack Mounting Type

### Technical Specification

**System Size:**

Basic Cabinet Module  
89 mm (3.5 inch) x 89 mm (3.5 inch)  
For Detailed Sizes  
Depth Fixed 46 mm (1.8 inch)

**Cell Size:**

Each Cell 35.5 x 17.3 mm ( W x H )

**Illumination:**

Each Cell three White LEDs

**Supply Voltage:**

12V, 24V, 48V, 115V, 230V ( AC/DC )

**Window Illumination Current:**

Each Cell 15 mA

**Legends:**

Engraving or Laser Printed

**Nameplate Colors:**

White, Red, Green, Yellow, Blue and Amber

**Bezel Colors:**

Black, Dark Grey, Light Grey, Red, Blue, Green, Yellow, Orange and White

**Terminals:**

Two-part Removable Screw Type  
Maximum Wire Size 12 AWG ( 2.5 mm<sup>2</sup> )

**Push button Modules:**

Integral Push button Modules  
Offered as an Option

**Protection:**

FRONT OF PANEL IP41  
REAR OF ENCLOSURE IP20

**Temperature Range:**

Operating ..... 0 to +60 C°  
Storage ..... -20 C to 80 C°

**Humidity:**

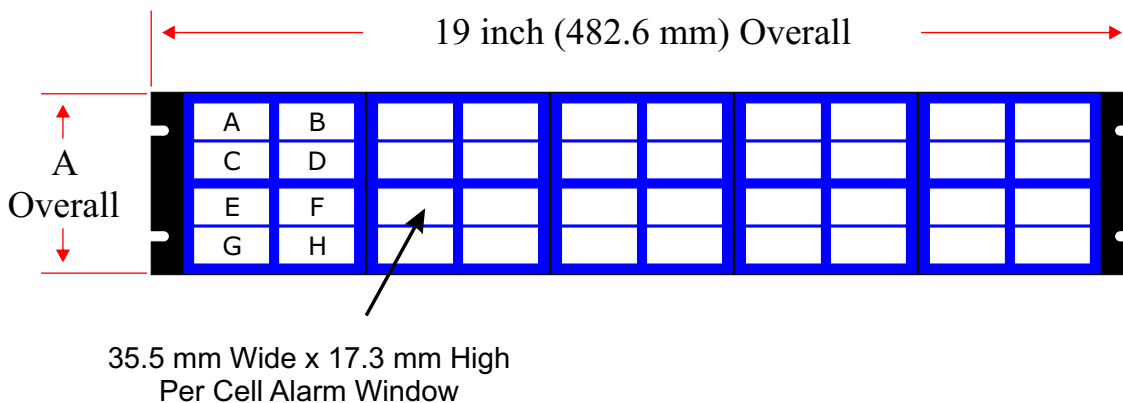
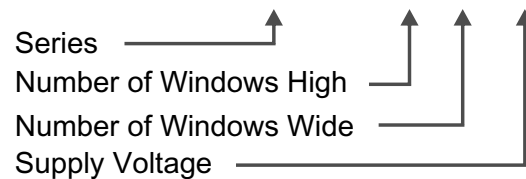
0 - 95% RH non-condensing.

**Weight:**

Approximately 0.2kg per Cell 3.5 x 3.5 inch

### ORDERING CODE

LB-RM1980 - 04 10 / 24





### Table Cut Out ( Series LB-RM/1980 )

Number of Windows High	Number of Windows Wide	A Overall	
		Inch	Millimeter
4	10	3.50	88.90
8	10	7.00	177.80
12	10	10.50	266.70
16	10	14.00	355.60
20	10	17.50	444.50
24	10	21.00	533.40
28	10	24.50	622.30
32	10	28	711.20
36	10	31.50	800.10
40	10	35	889
44	10	38.50	977.9
48	10	42	1066.80
52	10	45.50	1155.70
56	10	49	1244.60
60	10	52.50	1333.50
64	10	56.00	1422.40



**Series LB-RM/1990**

**Rack Mounting Type**

**Technical Specification**

**System Size:**

Basic Cabinet Module  
89 mm (3.5 inch) x 89 mm (3.5 inch)  
For Detailed Sizes  
Depth Fixed 46 mm (1.8 inch)

**Cell Size:**

Each Cell 25 x 21 mm ( W x H )

**Illumination:**

Each Cell two White LEDs

**Supply Voltage:**

12V, 24V, 48V, 115V, 230V ( AC/DC )

**Window Illumination Current:**

Each Cell 15 mA

**Legends:**

Engraving or Laser Printed

**Nameplate Colors:**

White, Red, Green, Yellow, Blue and Amber

**Bezel Colors:**

Black, Dark Grey, Light Grey, Red, Blue, Green, Yellow, Orange and White

**Terminals:**

Two-part Removable Screw Type  
Maximum Wire Size 12 AWG ( 2.5 mm<sup>2</sup> )

**Push button Modules:**

Integral Push button Modules  
Offered as an Option

**Protection:**

FRONT OF PANEL IP41  
REAR OF ENCLOSURE IP20

**Temperature Range:**

Operating ..... 0 to +60 C°  
Storage ..... -20 C to 80 C°

**Humidity:**

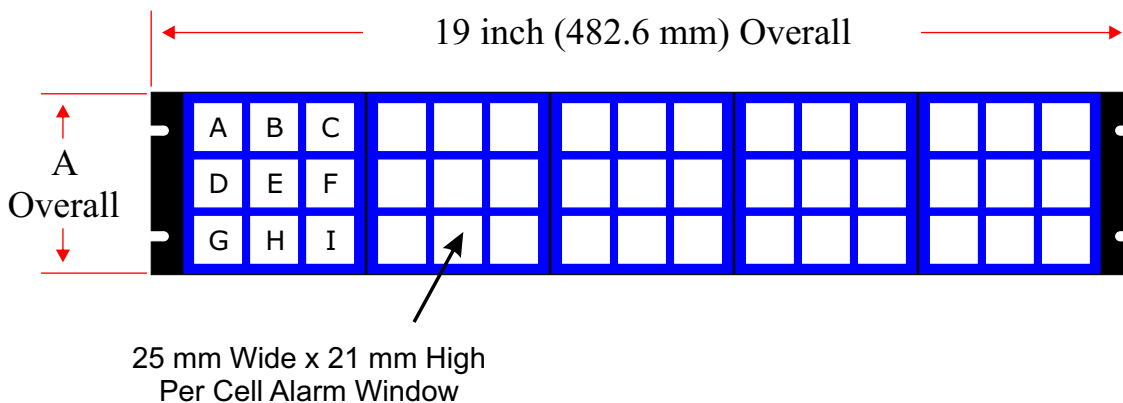
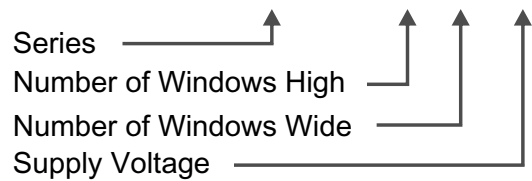
0 - 95% RH non-condensing.

**Weight:**

Approximately 0.2kg per Cell 3.5 x 3.5 inch

**ORDERING CODE**

LB-RM1990 - 03 15 / 24





### Table Cut Out ( Series LB-RM/1990 )

Number of Windows High	Number of Windows Wide	A Overall	
		Inch	Millimeter
3	15	3.50	88.90
6	15	7.00	177.80
9	15	10.50	266.70
12	15	14.00	355.60
15	15	17.50	444.50
18	15	21.00	533.40
21	15	24.50	622.30
24	15	28	711.20
27	15	31.50	800.10
30	15	35	889
33	15	38.50	977.9
36	15	42	1066.80
39	15	45.50	1155.70
42	15	49	1244.60
45	15	52.50	1333.50
48	15	56.00	1422.40



**Series LB-RM/1912**

Rack Mounting Type

**Technical Specification**

**System Size:**

Basic Cabinet Module  
89 mm (3.5 inch) x 89 mm (3.5 inch)  
For Detailed Sizes  
Depth Fixed 46 mm (1.8 inch)

**Cell Size:**

Each Cell 37.5 x 10 mm ( W x H )

**Illumination:**

Each Cell two White LEDs

**Supply Voltage:**

12V, 24V, 48V, 115V ( AC/DC )

**Window Illumination Current:**

Each Cell 15 mA

**Legends:**

Engraving or Laser Printed

**Nameplate Colors:**

White, Red, Green, Yellow, Blue and Amber

**Bezel Colors:**

Black, Dark Grey, Light Grey, Red, Blue, Green, Yellow, Orange and White

**Terminals:**

Two-part Removable Screw Type  
Maximum Wire Size 12 AWG ( 2.5 mm<sup>2</sup> )

**Push button Modules:**

Integral Push button Modules  
Offered as an Option

**Protection:**

FRONT OF PANEL IP41  
REAR OF ENCLOSURE IP20

**Temperature Range:**

Operating ..... 0 to +60 C°  
Storage ..... -20 C to 80 C°

**Humidity:**

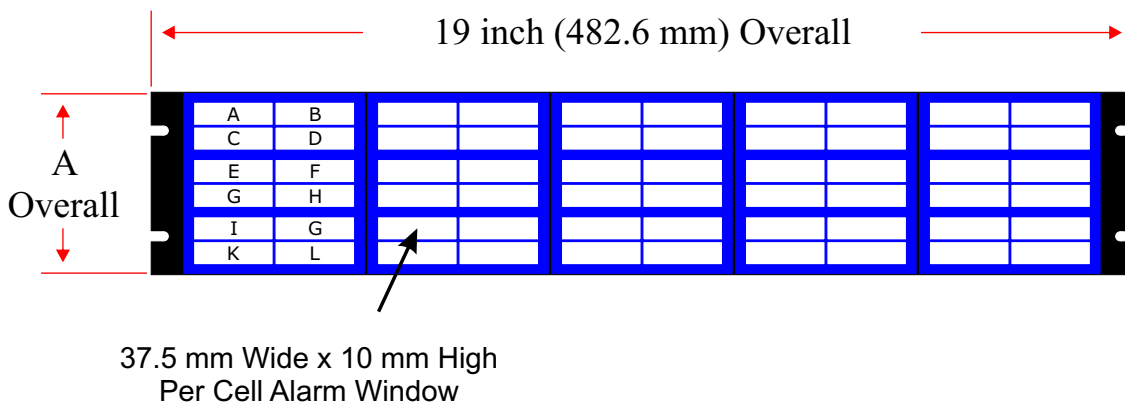
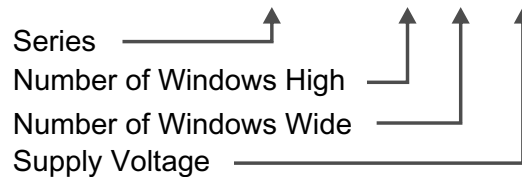
0 - 95% RH non-condensing.

**Weight:**

Approximately 0.2kg per Cell 3.5 x 3.5 inch

**ORDERING CODE**

LB-RM1912 - 06 10 / 24





**Table Cut Out ( Series LB-RM/1912 )**

Number of Windows High	Number of Windows Wide	A Overall	
		Inch	Millimeter
6	10	3.50	88.90
12	10	7.00	177.80
18	10	10.50	266.70
24	10	14.00	355.60
30	10	17.50	444.50
36	10	21.00	533.40
42	10	24.50	622.30
48	10	28	711.20
54	10	31.50	800.10
60	10	35	889
66	10	38.50	977.9
72	10	42	1066.80
78	10	45.50	1155.70
84	10	49	1244.60
90	10	52.50	1333.50
96	10	56.00	1422.40

**Series LB-RM/1916**

**Rack Mounting Type**

**Technical Specification**

**System Size:**

Basic Cabinet Module  
89 mm (3.5 inch) x 89 mm (3.5 inch)  
For Detailed Sizes  
Depth Fixed 46 mm (1.8 inch)

**Cell Size:**

Each Cell 35.5 x 8 mm ( W x H )

**Illumination:**

Each Cell two White LEDs

**Supply Voltage:**

12V, 24V, 48V ( DC )

**Window Illumination Current:**

Each Cell 15 mA

**Legends:**

Engraving or Laser Printed

**Nameplate Colors:**

White, Red, Green, Yellow, Blue and Amber

**Bezel Colors:**

Black, Dark Grey, Light Grey, Red, Blue, Green, Yellow, Orange and White

**Terminals:**

Two-part Removable Screw Type  
Maximum Wire Size 12 AWG ( 2.5 mm<sup>2</sup> )

**Push button Modules:**

Integral Push button Modules  
Offered as an Option

**Protection:**

FRONT OF PANEL IP41  
REAR OF ENCLOSURE IP20

**Temperature Range:**

Operating ..... 0 to +60 C°  
Storage ..... -20 C to 80 C°

**Humidity:**

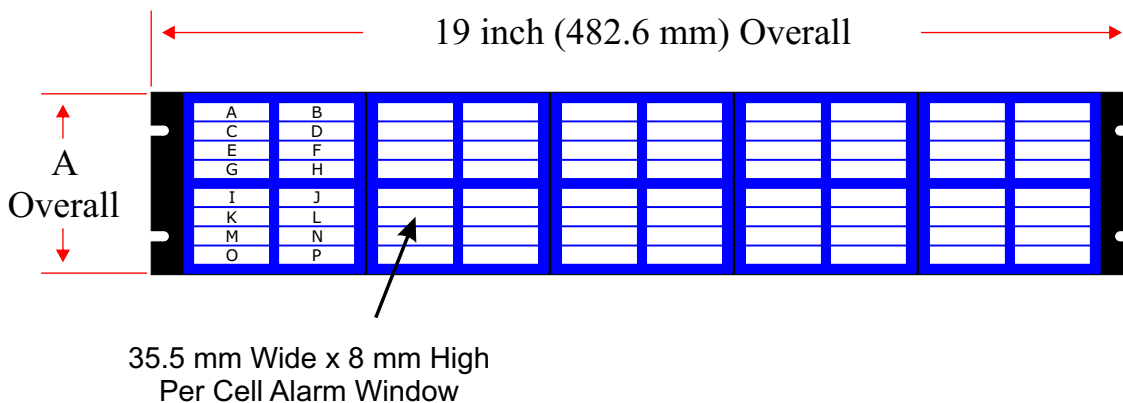
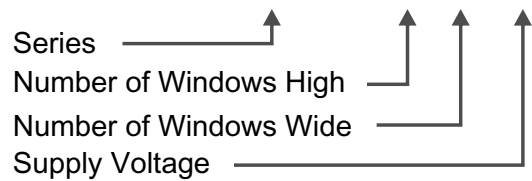
0 - 95% RH non-condensing.

**Weight:**

Approximately 0.2kg per Cell 3.5 x 3.5 inch

**ORDERING CODE**

LB-RM1916 - 08 10 / 24





### Table Cut Out ( Series LB-RM/1916 )

Number of Windows High	Number of Windows Wide	A Overall	
		Inch	Millimeter
8	10	3.50	88.90
16	10	7.00	177.80
24	10	10.50	266.70
32	10	14.00	355.60
40	10	17.50	444.50
48	10	21.00	533.40
56	10	24.50	622.30
64	10	28	711.20
72	10	31.50	800.10
80	10	35	889
88	10	38.50	977.9
96	10	42	1066.80
104	10	45.50	1155.70
112	10	49	1244.60
120	10	52.50	1333.50
128	10	56.00	1422.40

## Series LB-RM/1918

### Rack Mounting Type

### Technical Specification

**System Size:**

Basic Cabinet Module  
89 mm (3.5 inch) x 89 mm (3.5 inch)  
For Detailed Sizes  
Depth Fixed 46 mm (1.8 inch)

**Cell Size:**

Each Cell 25 x 10 mm ( W x H )

**Illumination:**

Each Cell two White LEDs

**Supply Voltage:**

12V, 24V, 48V ( DC )

**Window Illumination Current:**

Each Cell 15 mA

**Legends:**

Engraving or Laser Printed

**Nameplate Colors:**

White, Red, Green, Yellow, Blue and Amber

**Bezel Colors:**

Black, Dark Grey, Light Grey, Red, Blue, Green, Yellow, Orange and White

**Terminals:**

Two-part Removable Screw Type  
Maximum Wire Size 12 AWG ( 2.5 mm<sup>2</sup> )

**Push button Modules:**

Integral Push button Modules  
Offered as an Option

**Protection:**

FRONT OF PANEL IP41  
REAR OF ENCLOSURE IP20

**Temperature Range:**

Operating ..... 0 to +60 C°  
Storage ..... -20 C to 80 C°

**Humidity:**

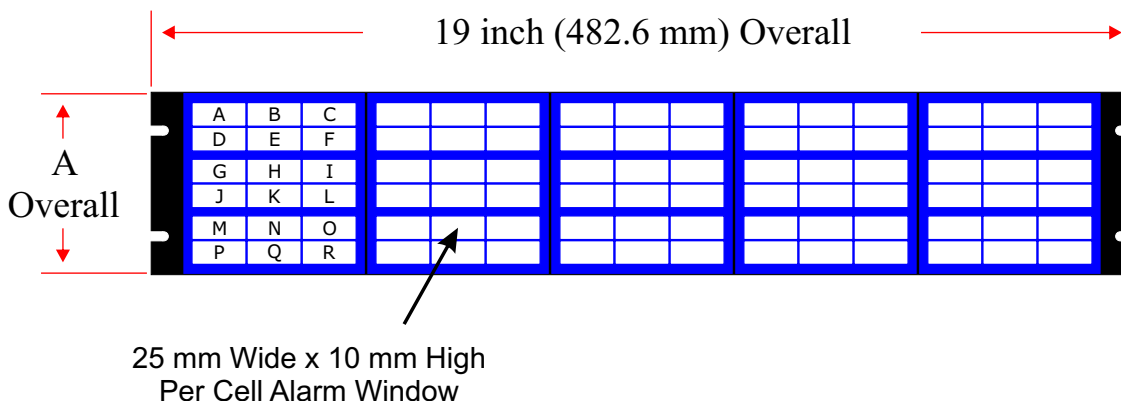
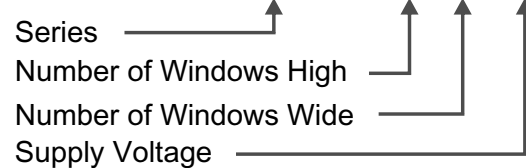
0 - 95% RH non-condensing.

**Weight:**

Approximately 0.2kg per Cell 3.5 x 3.5 inch

### ORDERING CODE

LB-RM1918 - 06 15 / 24





**Table Cut Out ( Series LB-RM/1918 )**

Number of Windows High	Number of Windows Wide	A Overall	
		Inch	Millimeter
6	15	3.50	88.90
12	15	7.00	177.80
18	15	10.50	266.70
24	15	14.00	355.60
30	15	17.50	444.50
36	15	21.00	533.40
42	15	24.50	622.30
48	15	28	711.20
54	15	31.50	800.10
60	15	35	889
66	15	38.50	977.9
72	15	42	1066.80
78	15	45.50	1155.70
84	15	49	1244.60
90	15	52.50	1333.50
96	15	56.00	1422.40



**Series LB-RM/1924**

**Rack Mounting Type**

**Technical Specification**

**System Size:**

Basic Cabinet Module  
89 mm (3.5 inch) x 89 mm (3.5 inch)  
For Detailed Sizes  
Depth Fixed 46 mm (1.8 inch)

**Cell Size:**

Each Cell 18.5 x 10 mm ( W x H )

**Illumination:**

Each Cell two White LEDs

**Supply Voltage:**

12V, 24V, 48V ( DC )

**Window Illumination Current:**

Each Cell 15 mA

**Legends:**

Engraving or Laser Printed

**Nameplate Colors:**

White, Red, Green, Yellow, Blue and Amber

**Bezel Colors:**

Black, Dark Grey, Light Grey, Red, Blue, Green, Yellow, Orange and White

**Terminals:**

Two-part Removable Screw Type  
Maximum Wire Size 12 AWG ( 2.5 mm<sup>2</sup> )

**Push button Modules:**

Integral Push button Modules  
Offered as an Option

**Protection:**

FRONT OF PANEL IP41  
REAR OF ENCLOSURE IP20

**Temperature Range:**

Operating ..... 0 to +60 C°  
Storage ..... -20 C to 80 C°

**Humidity:**

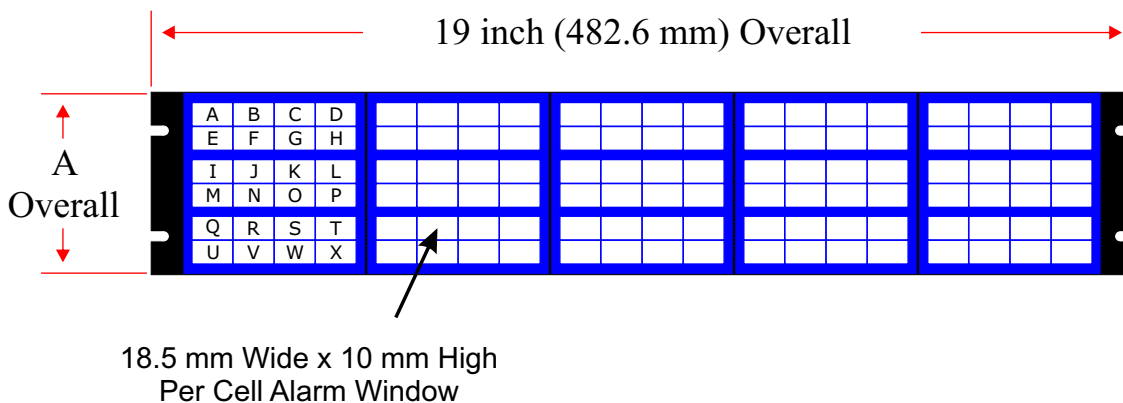
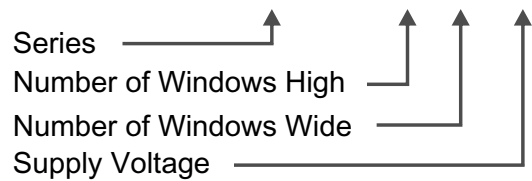
0 - 95% RH non-condensing.

**Weight:**

Approximately 0.2kg per Cell 3.5 x 3.5 inch

**ORDERING CODE**

LB-RM1924 - 06 20 / 24





**Table Cut Out ( Series LB-RM/1924 )**

Number of Windows High	Number of Windows Wide	A Overall	
		Inch	Millimeter
6	20	3.50	88.90
12	20	7.00	177.80
18	20	10.50	266.70
24	20	14.00	355.60
30	20	17.50	444.50
36	20	21.00	533.40
42	20	24.50	622.30
48	20	28	711.20
54	20	31.50	800.10
60	20	35	889
66	20	38.50	977.9
72	20	42	1066.80
78	20	45.50	1155.70
84	20	49	1244.60
90	20	52.50	1333.50
96	20	56.00	1422.40



*Automation*

*Control*

*Electrical*

---

Tel : +98 21-66 56 63 88 (3 Line)

+98 21-76 20 17 31

+98 21-76 20 12 63

Fax : +98 21-76 20 12 62

Mobil : 0912 314 26 75

Web : [www.satcoannunciator.com](http://www.satcoannunciator.com)

[www.satcogroup.com](http://www.satcogroup.com)

[www.annunciator.ir](http://www.annunciator.ir)

[www.ledbox.ir](http://www.ledbox.ir)

Email : [sales@satcogroup.com](mailto:sales@satcogroup.com)